

### Unit 1 Heroes

#### Introduction. Pages 6

1. Heroes. Discuss with your teacher which of these heroes you recognize and what you know about them. The teacher guides the student's response.

#### Practice. Page 8

1. Match the image with the word. The teacher guides the student's response.

The matching exercise consists of the following connections:

- Image 1 (Elderly woman and child) → Kind
- Image 2 (Person climbing) → Brave
- Image 3 (Man in suit) → Tenacious
- Image 4 (Person on a cliff) → Visionary
- Image 5 (Runner) → Determined
- Image 6 (Man with glasses) → Honest

The words in the center are: Kind, Inspiring, Brave, Strong, Tenacious, Wise, Intelligent, Visionary, Determined, Honest.

#### Practice. Page 9 y 12

1. Heroes. Write and then discuss with the class and teacher who your hero is and why. The teacher guides the student's response.

#### Practice. Page 14

1. Heroes. Write in the lines what you would have done if you had been in Juan Santamaria's position, use words like: first, next, then and finally. The teacher guides the student's response.




#### Practice. Page 15

1. Heroes. Write 5 sentences about what a hero must always do. Then discuss them in class. The teacher guides the student's response. For example.

A hero must fight against injustice.

#### Practice. Page 17

1. Heroes. Mark with an "X" on the animals that Clodomiro Picado created the anti-phobic serum for. The teacher guides the student's response.



### Practice. Page 18

1. Heroes. Write why Juan Santamaría and Clodomiro Picado are considered national heroes. Draw your favorite one. The teacher guides the student's response. For example, they can start as follows:

Juan Santamaría and Clodomiro Picado did actions for the good of Costa Ricans...

### Stimulating creativity. Page 20

1. Heroes. Interview someone and ask for their own meaning of each word. Write the answer next to the image. The teacher guides the student's response. For example.
  - What is your name?
  - What do you do?
  - How does your work help the community?

### Practice. Page 21

1. Heroes. Write in the lines what you would have done if you had been in Juan Santamaria's position, use words like: first, next, then and finally. The teacher guides the student's response.
  1. The police officer **stopped** the driver because of the car speed.
  2. The young woman **saved** her little sister of falling.
  3. Everybody **went** to listen to Martin Luther King's speech.
  4. The woman **thanked** Mother Theresa for her nice words to her.
  5. Usain Bolt never **gave up** on his dream of being an athlete.

6. Amelia Earhart **tried** to make the first worldwide flight.
7. The firefighter **helped** to put the fire out.
8. Franklin Chang **was** the first Costa Rican to be part of NASA.
9. Anne Frank **hid** from the Nazis for a long time.
10. Dr. Patch Adams **made** all his patients laugh

### Practice. Page 25

1. Heroes. Look up on the internet about the congregation that Mother Teresa founded. Write what you found and paste a picture representing it. Discuss in class. The teacher guides the student's response For example, they can start as follows:

The Mother Teresa of Calcutta founded the Missionaries of Charity in India.

### Practice. Page 27

1. Heroes. Match the sentence with the hero that you think best describes it. The teacher guides the student's response. For example.



This superhero is the bravest.

This superhero is the fastest.

This superhero is the most careful.

This superhero is the strongest.

### Practice. Page 28

1. Heroes. Write which is your favorite hero and why. Discuss with one of your classmates. Write about who your favorite hero is and why. Discuss it with one of your classmates. The teacher guides the student's response.

### Practice. Page 29

1. Heroes. Create a collage of how you would look like if you were a superhero. Include your superpowers. The teacher guides the student's response. For example:  
I will have a great green and black hero suit and night vision superpower.

### Stimulating creativity. Pages 30 and 31

1. Heroes. Create a collage of how you would look like if you were a superhero. Include your superpowers. The teacher guides the student's response.