

### Unit 4

### Take care

#### Introduction. Page 86



1. Take care. Look at the picture. Circle the doctor. The teacher guides the student's response.



Look at the picture. Circle the doctor.

### Book activity. Page 92

1. What did Tammy hae? Think. Then circle how Tammy felt in the story. The teacher guides the student's response.



### Book activity. Page 93


1. What do they have? Look at the pictures. Read the health problems. Write sentences according to each picture using the words. The teacher guides the student's response.



He got wet yesterday and now he has a cold.




She has chiche pox that's why she didn't go to school.



She has a sore tooth.



Her mother took his temperature and she has fever.



Last week he was riding his bike but he felt and broke his arm and his leg.

### Book activity. Page 94

1. What does the doctor say. Match what the doctor says to the patients. The teacher guides the student's response.

My ear hurts. I Can't hear very well.

I have a stomachache.

Sally says that she has a very bad cough.

Nick has a broken arm.

Dan has high temperature at night.

Kriss has back pains every day.

Jenna can't smell anything. She has a stuffy nose.

My mom can't see very well.

You will have to have your arm in a plaster.

Put some drops in your ear three times a day.

Take this cough syrup for one week.

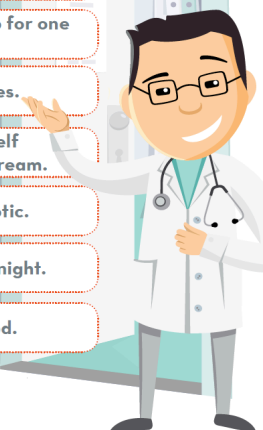
You need glasses.

Massage yourself at night with this cream.

You need antibiotic.

Blow your nose at night.

Eat healthy food.

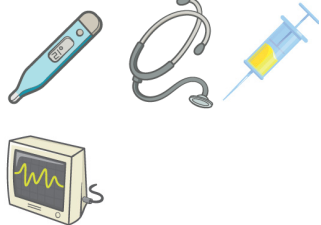


### Book activity Page 95

1. Doctor's tools. Cut and paste the doctor's tools in the YES box. The ones that aren't doctor's tools put them in the No box. The teacher guides the student's response.

### Doctor's tools

YES



NO



### book activity Page 97

1. Illnesses. Read the sentences. Look in a newspapers, magazines or on the internet for images of different illnesses. Cut and paste them in the colored circles. Talk with your classmates about the pictures you found. The teacher guides the student's response.

### Book activity. Page 98

1. Health problems word puzzle. Write the health problem the patient has according to what the doctor says. The teacher guides the student's response.

• Number ten doesn't have answer.

**Across**

3. Put an injection.
5. Take your blood pressure.
8. Drink lots of water.
10. Take a pill. \*

**Down**

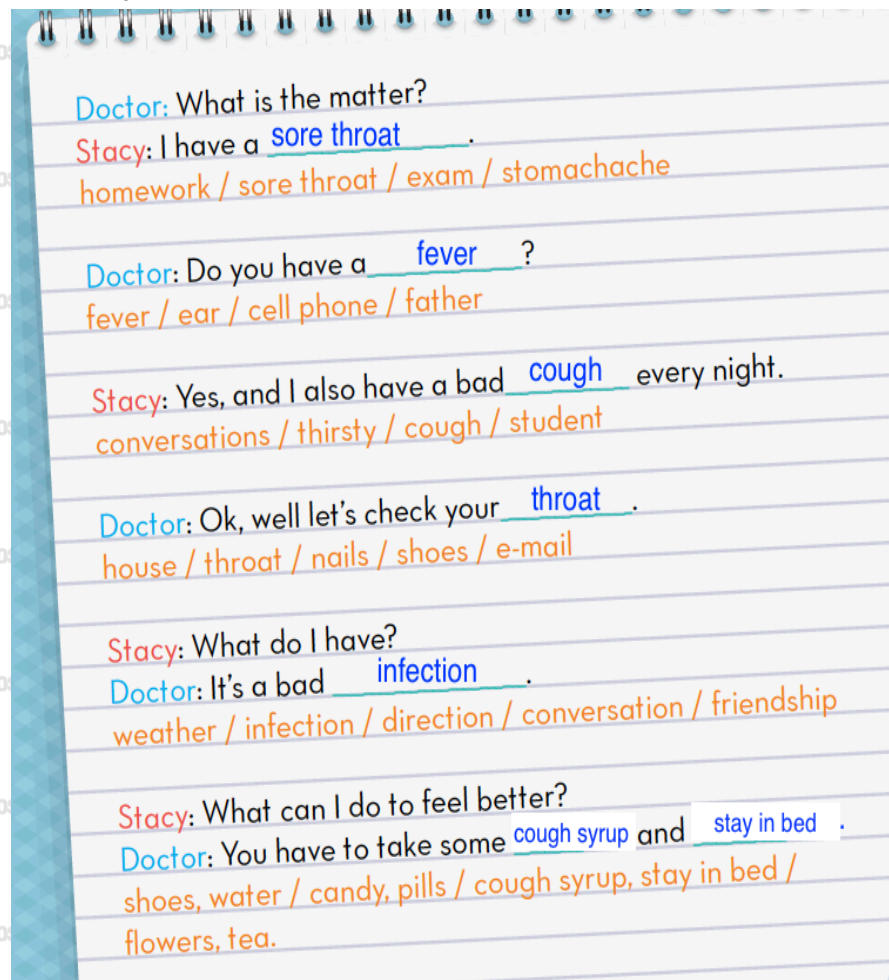
1. Use Kleenex.
2. Put a band-aid on.
4. Wear a cast.
6. Put some drops.
7. Drink some cough syrup.
9. Take the temperature.

\* Number ten (10) doesn't have answer.



### Book activity. Page 99

- At the doctor's appointment. Write the missing words from the dialogue. Practice the dialogue with a classmate. The teacher guides the student's.



### Book activity. Page 100

- My doctor's appointment. Imagine and dialogue with a classmate that you are the doctor and your classmate is a patient. Write the conversation on this page. Then act it out in front of the class. The teacher guides the student's.

### Stimulating creativity. Page 101

- Doctor's Bag. Cut the Doctor's Bag. Fold the bag in half by following the lines. Paste all the tools the doctor needs. Look in newspapers and magazines. The teacher guides the student's.

### Book Activity. Page 103

- When I feel bad I feel.... Look and circle the words in the box. The teacher guides the student's.

