

Unit 6

People and place

Introduction. Page 136

1. People and place. Discuss with your class where you would like to go on your next trip. The teacher guides the student's response.

Book activity. Page 143

1. Tammy's vacation activities. Color the activities Tammy and her family did during her vacation according to the story. The teacher guides the student's response.




Book activity. Page 144

1. Look for the difference. Look for the differences from the pictures and circle them. The teacher guides the student's response.



Book activity. Page 145

- On the airplane. Help Tammy and her family take the luggage to the scanner by drawing a line. The teacher guides the student's response.



Book activity. Page 147

- Similares and difference. According to what you discussed on page 146 answer the sentences. The teacher guides the student's response.

Similarities

- One similarity between the 4 pictures is:
 - They are in the city.
- In picture 2,
 - It is a wide square with a monument.

- and in picture 3,
 - It is a market place.
- In pictures 3 and 4, we can see
 - a square and a monument.
- In pictures 1 and 2, there are
 - there are buildings around.

Differences

- One difference between the 4 pictures is:
 - In these there are different activities.
- In picture 2,
 - there are not people.
- and in picture 2,
 - there are many people.
- In picture 1 there are (more/less)
 - many cars and billboards.
- than picture
 - 2 and 4.
- In picture 1 and 2 there are
 - a wide square.
- There's not too much in common
 - between 1 and 2.

Book activity. Page 148

1. Who is who? Look at the pictures. Write the number of the different people in the corresponding description. The teacher guides the student's response.
2. My name is James Smith. I have dark short hair. I'm a personal trainer and I love to exercise.
7. I'm a college student. Today, I have an exam. It's picture day today, so, my mother combed my hair and made two buns.
6. My name is Lana, and I have 3 cats. One is gray, the other is black with stripes and my favorite one is brown.
5. I still don't know how to walk or go to the bathroom by myself. I am 8 months old.
4. My name is Katy and I'm wearing a pink dress. I am short and have blonde hair.
3. I am from Africa. In my culture, we use colorful dresses, and today I am wearing a long purple dress.
1. I have a beard shadow. I'm tall and heavy, and I am wearing an orange shirt.

Book activity. Page 150

1. Describing a place. Look in a magazine or newspaper at a place you would like to go or you have gone to. Write a full description about it. The teacher guides the student's response.

Grammar. Page 151

1. Adjectives. Write what is missing in the sentences. Use the words in the box.
 1. I like to study in my bedroom. It isn't noisy, it is quiet.
 2. Many people from all over the world go to that Zoo. It is very interesting.
 3. The kitchen has 3 windows so in the morning is bright.
 4. A lot of people go to that pizza place. It is always crowded. It's never empty.
 5. My aunt's apartment building is fantastic she lives on the 40th floor.
 6. Hospitals are clean. They can't be dirty.
 7. That store has been there since I was a baby. It is old.
 8. The park in front of my school is beautiful. It is clean and it has flowers.
 9. Unfortunately, my neighborhood is very noisy, busy and crowded, so it is stressful.
 10. Is your office spacious? No, it isn't. It's small and cramped.

Book activity. Page 152

1. Describing an apartment. Write the answers to each question according to the picture. The teacher guides the student's response.
 1. Is there a shower or a bathtub in the bathroom?
 - There is a bathtub in the bathroom.
 2. How is the dining table, round or rectangle?
 - The dining table is rectangle.
 3. How many doors does the apartment have?
 - The apartment has four doors.
 4. How many carpets do you see?
 - I see one carpet.
 5. Are there 1 or 2 bedrooms?

- There are 2 bedrooms.

- Are there any plants in the apartment?

- Yes, there are two plants.

- Is the apartment big or small?

- The apartment is small.

Stimulating creativity. Page 153


- Packing for my vacation. Look in a magazine or newspaper. Cut and paste things you need to pack for your vacation. The teacher guides the student's.

Book activity. Page 154

- My favorite vacation. Write about your favorite vacation. Expose it in front of your class. The teacher guides the student's.

Book activity. Page 155

- To the beach maze. Help the children get to the beach by drawing a line throughout the maze. The teacher guides the



student's.

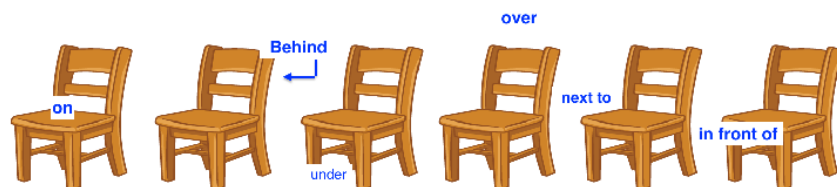
Book Activity. Page 156

- Tammy is on vacation. First listen to the audio. Then complete the story. Use the cutouts to retell the story in your own words. The teacher guides the

Tammy is on vacation. She and her aunt are in a hotel near the beach. The hotel is in Florida. Their room is big. Tammy is ready to go to the pool. Today is a sunny day for Tammy's aunt to get a tan. They are bored because there are many activities in the hotel. In the morning, they are going to build sandcastles at the beach and Tammy's aunt will go surfing afterwards. Then, in the afternoon Tammy is going to see some monkeys. Finally, at night while Tammy and her aunt eat dinner they are going to see the show.

Grammar. Page 157

- Preposition of place. Cut and paste Tammy following the prepositions. The teacher guides the student's.



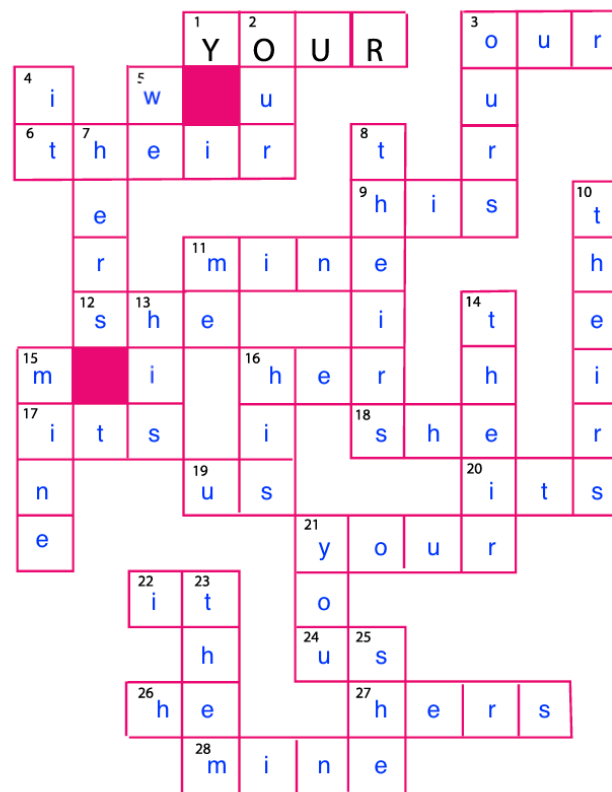
Grammar. Page 163

- Where is the cat. Look at the pictures. Cross out the correct preposition. The teacher guides the student's.



Grammar. Page 164

- Subject pronouns, object pronouns and possessive adjectives. Read the clues. Write the missing words to complete the puzzle. The teacher guides the student's.



Book activity. Page 166

- About Katie. Listen to your teacher while she reads. Circle all the simple future indicators (going to, will,). The teacher guides the student's.

On Saturday, Katie will be one year old. Katie's parents are going to have a birthday party. The party is going to begin at noon on Saturday. Many people will be at the party. Katie will have so much fun!

Katie's dad is going to cook hamburgers. Katie's grandmother is going to bring ice cream. Katie's aunt is going to bake a cake. It will be a chocolate cake. Katie will love her cake!

All Katie's relatives will bring presents. Katie is going to open her presents after lunch. Then, everyone will eat cake and ice cream. Katie is going to have a good first birthday!



Book activity. Page 167

- Simple future story. Answer the questions according to what you understood from the story. The teacher guides the student's.

1. How old will Katie be on Saturday? What time is her party going to start?
Katie will be one year old. Katie's party will start at noon on Saturday.

2. Who is going to bake the cake? What kind of cake will it be?
Katie's aunt is going to bake a cake. It will be a chocolate cake.

3. When is Katie going to open her gifts? What will happen then?
Katie is going to open her gifts after lunch. Then everyone will eat cake and ice cream.