

### Unit 5.

#### Once upon a time

##### Introduction. Page 94

1. Once upon a time. Look at the picture. Think of characters, a situation, place, time and write about it. The teacher guides the student's response. Example.

Once upon a time there was a beautiful forest where there were some small houses

##### Vocabulary. Page 96

1. Vocabulary match. Read the definitions and match them with the corresponding word. The teacher guides the student's response.

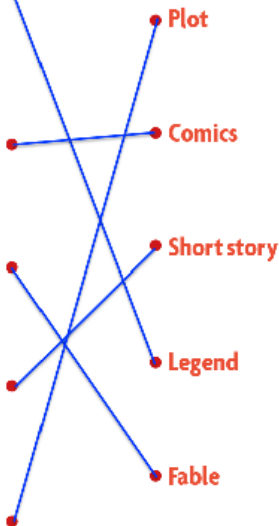
A nonhistorical or unventfable story handed down by tradition from earlier times and popularly accepted as historical

Is a series of drawings that constitute a story, with or without text, as well as the media as a whole

A short tale to teach a moral lesson, often with animals or inanimate objects as characters

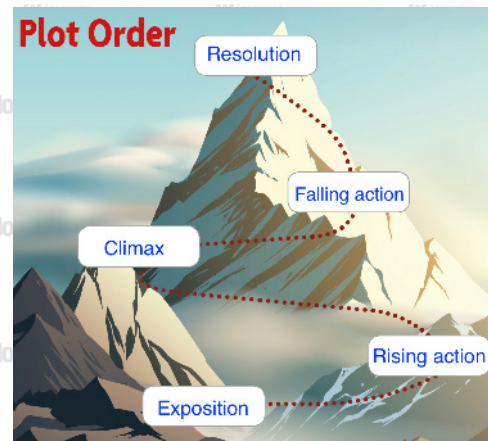
A piece of prose fiction, usually under 10,000 words

Also called storyline, the plan, scheme, or main story of a literary or dramatic work, as a play, novel, or short story



##### Book activity. Page 99

1. Plot order. Cut and paste the elements in the correct box. The teacher guides the student's response.



##### Book activity. Page 101

1. Little red riding hood. Watch and listen to the "Little Red Riding Hood" video. Cut and paste the story elements in the correct box. The teacher guides the student's response.

Event	The wolf pretends to be the the grandmother.
Setting	The woods.
Solution	The wood cutter helps little red riding hood scare the wolf away.
Character	Little Red Riding Hood.

### Book Activity. Page 102

- About a book. Choose a book you have never read. Look at the cover and think what the story could be about. The teacher guides the student's response.

### Reading. Page 107

- My faire tale. Write your fairy tale according to what you thought on the previous page. The teacher guides the student's response.

### Book Activity. Page 108

- My faire tale elements. According to your fairy tale story complete the story element chart. The teacher guides the student's response.

### Book Activity. Page 109

- Space invaders. Look at the pictures. Write on the speech bubbles to create your own comic strip. The teacher guides the student's response.

### Book Activity. Page 110

- My comic strip. Think of a comic story. Draw inside the boxes and color. Cut the bubble speech and write the dialogue. The teacher guides the student's response.

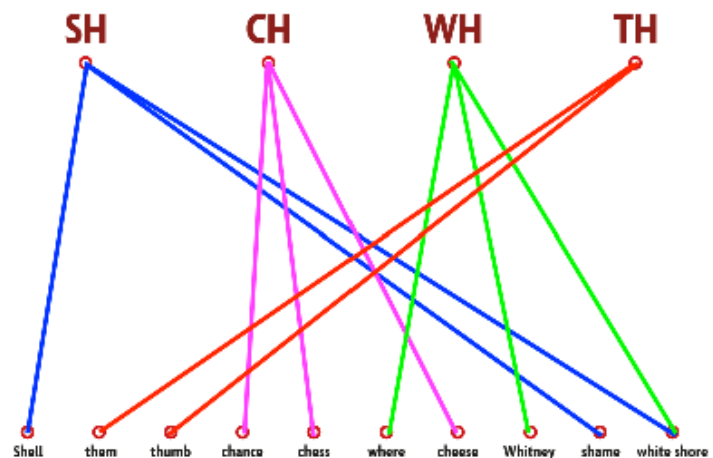
### Book Activity. Page 118

- Diagraph search. Write the words in the corresponding box. The teacher guides the student's response.

SH	CH	WH	TH
Sheep Shut Shops She Shift Wish Trash	Lunch Cheap Chill	What When Whale Whisper	Thumb Three Thick Think  Thermometer

### Book activity. Page 119

- Diagraph match. Match each word to its corresponding diagraph. The teacher guides the student's response.



### Book activity. Page 120

2. Diagram match. The teacher guides the student's response.

CH	SH
Cheese	Shirt Ship Shovel

### Book activity. Page 123

2. Describing an object. Paste a picture of an object, a place or a person in the box. Think of words that can describe the picture. Write the words on the lines. The teacher guides the student's response.

### Grammar. Page 124

1. Present progressive. Read the incomplete sentences. Complete the sentences as shown in the example. The teacher guides the student's response.
  - (sing).....Sarah **is singing** at church today.
  - (eat).....Kim **is eating** pizza at Pizza Hut.
  - (look).....He **is looking** out the window now.
  - (use).....They **are using** the computer.
  - (watch)....Mike and Molly **are watching** a movie now.
  - (write).....Kyle **is writing** an e-mail.
  - (do).....You **are doing** the work now.
  - (go).....She **is going** to the park today
  - (listen)...Sam **is listening** to the radio.
  - (drink)...David **is drinking** orange juice.
  - (walk)....We **are walking** to school now.

### Grammar. Page 125

1. Yes/ No questions. Read the sentences. Write a yes/no question and give a short answer. The teacher guides the student's response. Students response may vary.
  1. James is speaking English.  
**Is James speaking Spanish?**  
**No, he is not.**
  - 2 Mr. Porter is reading a book.  
**Is Mr. Porter reading a book?**  
**Yes, he is. / No, he isn't.**
  3. The teacher is writing on the board.  
**Is the teacher writing on the book?**  
**No, she isn't.**
  4. Patty is writing a message to her son.  
**Is Patty writing a message to her son?**  
**Yes, she is. / No, she isn't.**
  5. The students are playing outside.  
**Are the students playing outside?**  
**Yes, they are. / No, they aren't.**
  6. Kim is studying math.  
**Is Kim studying Science?**  
**No, she isn't.**
  7. Martha is listening to music.  
**Is Martha listening to music?**  
**Yes, she is. / No, she isn't.**

8. Charlie is watching a movie at the theater.  
Is Charlie watching a movie at his house?

**No, he isn't.**

9. She is reading the newspaper.

**Is she reading the newspaper?**

**Yes, she is. / No, she isn't.**

10. We are going to class now.

**Are we going to class now?**

**Yes, they are. / No, they aren't.**

### Grammar. Page 126

1. Past tense. Write the past form on the blank space. The teacher guides the student's response.

- I wait. I **waited**.
- They arrive. They **arrived**.
- She repeats. She **repeated**.
- He talks. He **talked**.
- I listen. I **listened**.
- She is. She **was**.
- We work. We **worked**.
- You study. You **studied**.
- He learns. He **learned**.
- I wait. I **waited**.
- She asks. She **asked**.
- Mary likes. Mary **liked**.
- Jim practices. Jim **practiced**.

### Grammar. Page 127

1. Questions with did. Read the sentences. Change each sentence into a question using did. Write it on the blank space. The teacher guides the student's response.

- Patt and Dan arrived late.

**Did Patt and Dan arrive late?**

- Kathy studied Spanish.

**Did Kathy study Spanish?**

- The dog ate the food.

**Did the dog eat the food?**

- We repeated the exercise.

**Did we repeat the exercise?**

- He wanted more juice.

**Did he want more juice?**

- They watched the movie.

**Did they watch the movie?**

- John asked a question.

**Did John ask a question?**

- Jane did the homework.

**Did Jane do the homework?**

- Sally saved her money at the bank.

**Did Sally save her money at the bank?**